

Lista zmian przepisów PCC IPSC 2023.

CHAPTER 1: Course Design

1.2.1.6 The recommended balance for an IPSC Pistol Caliber Carbine match with regards to target distance is: 90% of all targets to be less than 50 meters and 10% to be between 50 and 100 meters. However, this does not apply if the same courses of fire are being used for an IPSC Pistol Caliber Carbine match held in conjunction with that of another discipline (e.g. handgun).

1.2.1.7 The maximum target distance for IPSC Mini Targets used in IPSC Pistol Caliber Carbine matches is 50 meters.

1.2.1.8 Where the physical dimensions of a range preclude the siting of targets at distances greater than 50 meters, it is recommended that the IPSC Micro Target be used (see Appendix B5).

1.2.1.9 IPSC Micro Targets can only be used to simulate IPSC Targets placed at 50 to 100 meters when the range does not allow targets to be placed at such distances.

1.2.1.10 The target distance for IPSC Micro Targets used in IPSC Pistol Caliber Carbine matches is between 20 and 40 meters.

CHAPTER 4: Range Equipment

4.1.1.2 There are ~~two~~ four sizes of paper targets and ~~two~~ sizes of poppers approved for use in IPSC Pistol Caliber Carbine matches (see Appendices B and C). IPSC Mini Targets, Micro Targets and Mini Poppers are used to simulate IPSC Targets and Poppers placed at greater distances (see Rules 1.2.1.7 to 1.2.1.10). The following types and sizes of targets may be included together in the same target array:


IPSC Targets and IPSC Poppers; or
IPSC Mini Targets and IPSC Mini Poppers; or
IPSC Micro Targets and IPSC Mini Poppers; or
IPSC Targets and IPSC Mini Poppers; OR
IPSC Mini Targets and IPSC Poppers;
IPSC Micro Targets and IPSC Poppers.

The following types and sizes of targets must not be included together in the same target array:

IPSC Targets and IPSC Mini Targets; or
IPSC Targets and IPSC Micro Targets; or
IPSC Mini Targets and IPSC Micro Targets; or
IPSC Poppers and IPSC Mini Poppers.



NATIONAL RANGE OFFICERS INSTITUTE
INTERNATIONAL PRACTICAL SHOOTING CONFEDERATION
POLAND



4.1.2 Scoring targets used in all IPSC matches must be of a single color, as follows:

4.1.2.1 The scoring area of the IPSC Target, ~~and~~ Mini Target and Micro Target must be tan colored, except where the Range Master deems that a lack of contrast with the surrounding area or background necessitates that a different color be used.

4.1.4.1 Cover provided to hide all or a portion of a target will be considered hard cover. When possible hard cover should not be simulated but constructed using impenetrable materials (see Rule 2.1.3). ~~Whole paper targets must not be used solely as hard cover. Hard cover must not be in the shape of a whole IPSC target.~~

4.1.5 Declaring a single, intact target to represent two or more targets by use of tape, paint or any other means and/or attaching a Mini or Micro Target to a full size target is prohibited.

4.2.1 There are ~~three~~ four paper targets approved for use in IPSC Pistol Caliber Carbine matches (see Appendix B).

4.2.2 Paper targets must have scoring lines and 0.5 cm (Mini and Micro Targets 0.3 cm) non-scoring borders clearly marked on the front of the target. However, scoring lines and non-scoring borders should not be visible beyond a distance of 10 meters. The scoring zones reward power in IPSC matches.

4.2.2.1 The front of paper no-shoots must include a sufficiently distinguishable non-scoring border. In the absence of perforations or other suitable markings, the Range Master must ensure that all affected no-shoots have a replacement 0.5 cm (Mini and Micro Targets 0.3 cm) non-scoring border drawn or fitted thereon.

4.2.3.2 By physically cutting targets from edge to edge to remove the portion deemed to be hidden by hard cover. Such targets must be fitted with a replacement 0.5 cm (Mini and Micro Targets 0.3 cm) non-scoring border, which must extend the full width of the edge of the cut scoring area (see Rule 4.2.2);


4.3.4.1 ~~Metal no-shoot poppers and plates may be designed to fall or overturn when hit, or may be designed to remain upright. In either case, they must, if hit, be repainted during the scoring process, failing which subsequent competitors must not be penalized for hits visible on their surface. Metal no-shoot poppers and plates, must be shot and fall, overturn or self-indicate to score. If hit they should be repainted during the scoring process.~~

Frangible and Synthetic Targets

CHAPTER 5: Competitor Equipment

5.1.12 ~~Combination guns offering an additional barrel, or barrels, that is not a conventional pistol caliber carbine barrel (e.g. a pistol caliber carbine and shotgun combination), are prohibited. Pistol Caliber Carbines with more than one barrel are prohibited.~~

~~5.6.1.2 Some Divisions offer a higher power factor rating called "Major", which enables competitors to earn more points for peripheral shots on scoring paper targets. The power factor floor for Major rating, if available, and other specific requirements applicable to each Division, are stipulated in Appendix D.~~



~~5.6.1.2 Some Divisions offer a higher power factor rating called "Major", which enables competitors to earn more points for peripheral shots on scoring paper targets. The power factor floor for Major rating, if available, and other specific requirements applicable to each Division, are stipulated in Appendix D.~~

5.6.1.3 2 The associated values awarded for Minor ~~and Major~~ scoring hits are illustrated in Appendices B and C. The method used to determine power factor is explained in the following section.

5.6.3.8 ~~If the resultant power factor fails to meet the Major power factor floor of the relevant Division, the competitor's scores will be recalculated as Minor, if achieved. Not applicable~~

5.6.3.12 If the Range Master deems that a chronograph has become inoperative, and further testing of competitor's ammunition is not possible, the power factors of competitors which have been successfully tested will stand, and the ~~Major or~~ Minor power factors declared by all other competitors who have not been tested will be accepted without challenge, subject to any applicable Division requirements (see Appendix D)

5.8.1 When match organizers make official match ammunition available for purchase by competitors at a match, the Match Director must, both in advance in official match literature (and/or on the official match website), and by way of a sign certified by him and posted at a conspicuous place at the point of sale, clearly identify which manufacturer/brand, specific cartridges and load descriptions are deemed to be rated, by Division, as ~~either~~ Minor ~~or Major~~ power factor, ~~as the case may be~~. The subject rounds will usually be exempt from Rule 5.6.3 testing by chronograph, subject to the following conditions:


CHAPTER 6: Match Structure

6.2.5.1 Competitors who fail to comply with the requirements of ~~Pistol-Caliber Carbine~~ a declared Division after the Start Signal will not have their scores entered into match results.

6.4.2.1 The individual Division and/or Category assigned to a competitor determines his eligibility in respect of teams (e.g. a competitor individually in Standard Division cannot participate in an Open Division team). A female individually registered as "Lady" or "Lady Senior" cannot participate in a team based on age, or vice versa. A competitor individually registered in a Category may be a member of an overall team in the same Division.

CHAPTER 8: The Course of Fire

8.2.2 Unless specified in the written stage briefing, the competitor's stance prior to the commencement of the course of fire must be standing erect, with the firearm in the ready condition, held in both hands, stock touching the competitor at hip level, barrel parallel to the ground, trigger guard downwards, muzzle pointing downrange with the fingers outside the trigger guard (see Appendix E1). This applies to all firearm ready conditions, unless otherwise specified in the written stage briefing.



CHAPTER 9: Scoring

9.1.6.1 Bullet strikes wholly within hard cover, and continues on to strike the scoring area of a scoring paper target or no-shoot, the hit on the paper target or no-shoot will not count for score or penalty, as the case may be. If it cannot be determined which hit(s) on the scoring area of a scoring paper target or no-shoot are the result of shots fired through hard cover, the scoring paper target or no-shoot will be scored by ignoring the applicable number of highest scoring hit(s).

9.11.1 The official scoring programs for all Level IV or higher matches ~~is~~ are the latest versions of the Windows® Match Scoring System (WinMSS) and the IPSC ESS, unless another scoring program is approved by the IPSC President. For other level matches, no other scoring program can be used without the approval of the Regional Director of the host Region.

CHAPTER 10: Penalties and Disqualifications

10.5.6 Allowing the muzzle of a firearm to point at any part of another person’s body (e.g. Match Official or spectator) during a course of fire. A disqualification is not applicable if the problem is due to another person appearing downrange from the competitor during a course of fire, provided that the competitor complies with the provisions of Rule 8.6.5.

Glossary

Compensator A device fitted to the muzzle end of a barrel to counter muzzle rise (~~usually~~ by diverting away escaping gasses).



APPENDIX A2: IPSC Recognition

Super Senior Competitors who are over the age of 60 but under the age of 70, on the first day of the match. A Super Senior has the option of electing to shoot in Senior Category, but not in both. If there are insufficient competitors for Super Senior Category to be recognized, all competitors registered in this Category will automatically be transferred to Senior Category.

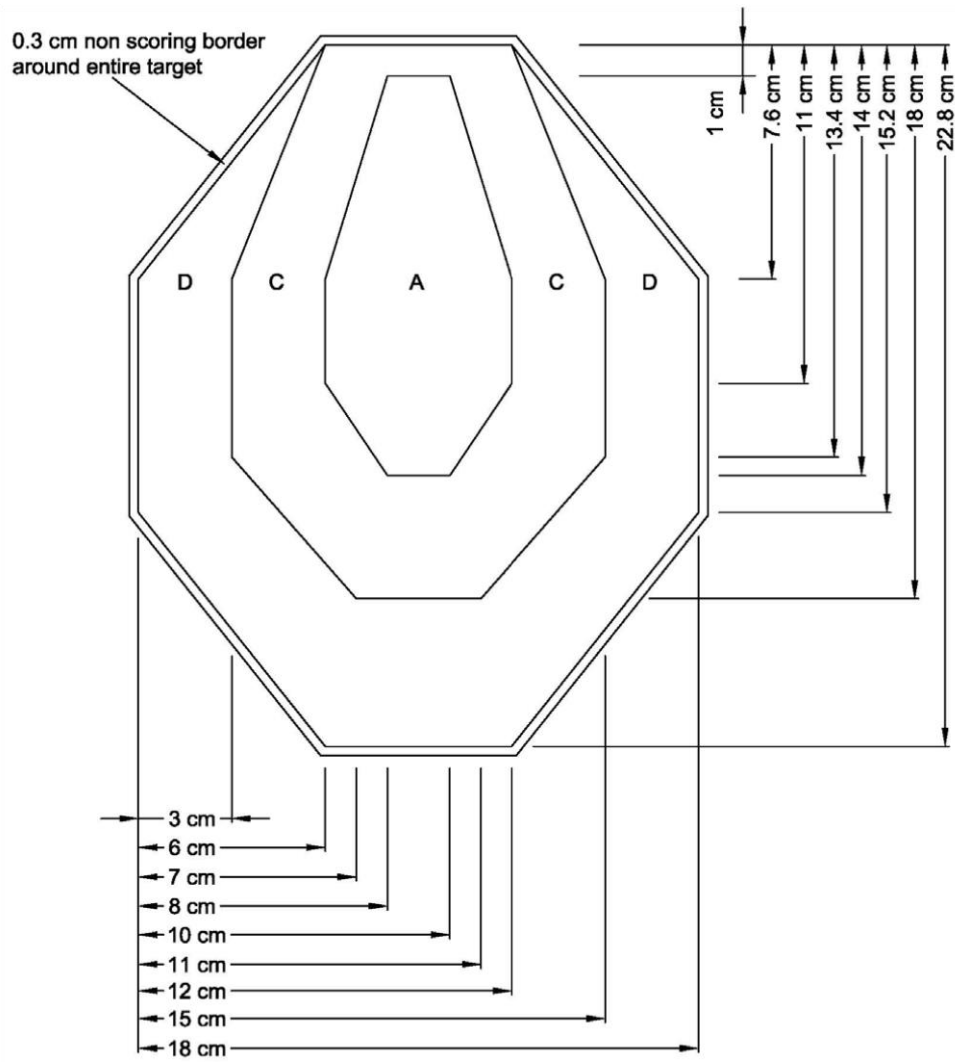
Grand Senior Competitors who are over the age of 70 on the first day of the match.

Lady Senior Competitors of the female gender who are over the age of 50 on the first day of the match.

Regional teams by Division for Grand Senior Category.



APPENDIX B5: IPSC Micro Target




<u>Scoring</u>		
<u>Major</u>	<u>Zone</u>	<u>Minor Points</u>
<u>5</u>	<u>A</u>	5
<u>4</u>	<u>C</u>	3
<u>2</u>	<u>D</u>	<u>1</u>

This target is under evaluation and, unless extended, it will expire on 31 December 2023.



NATIONAL RANGE OFFICERS INSTITUTE
INTERNATIONAL PRACTICAL SHOOTING CONFEDERATION
POLAND




APPENDIX D: Pistol Caliber Carbine Division_s

		<u>PCC</u> <u>Optics</u>	<u>PCC</u> <u>Iron</u>
1.	Minimum Power Factor for Minor	125 (Minor scoring only)	
2.	Maximum bullet velocity	500 meters (1640 feet) per second (see below)	
3.	Minimum bullet weight	115 grains (see below)	
4.	Minimum bullet caliber / cartridge case length	9 mm (0.354") / 19 mm (0.748")	
5.	Permitted calibers	9x19 mm, 9x21 mm, .357 SIG, .38 Super, .38 Super Comp, .40 S&W, .45 ACP	
6.	Maximum ammunition capacity (maximum to be loaded)	33 rounds (32 in magazine)	
7.	Magazine couplers permitted	No	
8.	Restriction on action type	No	
9.	Optical/electronic sights permitted	<u>Yes</u> <u>Mandatory,</u> <u>see below</u>	<u>Yes</u> <u>No</u>
10.	Compensators, sound and/or flash suppressors permitted	Yes	
11.	The use of bipods and similar permitted	No	
12.	Vertical front grip permitted, max length 152mm (6 inches) from the centerline of the barrel	Yes	

Special conditions:

15. Kits that convert a handgun or rifle into a pistol caliber carbine are permitted.
16. Only carbines fitted with a non-magnifying optical/electronic sight may be used in PCC Optics Division.
17. These Divisions are under evaluation and, unless extended, they will expire on 31 December 2023 and these Rules will revert to the previous Pistol Caliber Carbine Division.



APPENDIX E1: Diagram of Competitor Ready Condition

